

## D6222

### Tabletop Discussion Voting Delegate Unit of Conference System



#### Description

D62 series smart digital conference system provides functions such as discussion speech, votes, conference check-in, simultaneous interpretation, infrared voice distribution, teleconference and automatic camera tracking, etc. The system is composed of controllers, conference units, cameras and corresponding application software. The conference system includes conference controllers and extension controllers. The conference units include chairman speech units, conventioner speech units, vote units, interpretation units and infrared voice receiving units, etc. Application software includes computer remote control software, Android tablet PC control software and other application software.

#### Features

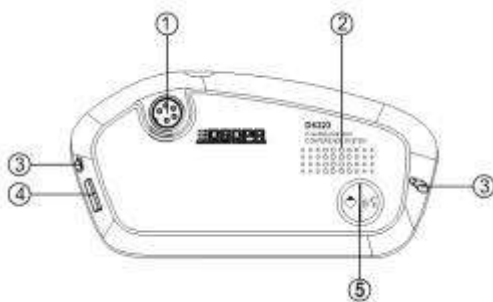
- The conference has 2m 8 core high-density DIN cable with an aviation plug.
- The standard knob-type gooseneck microphone rod is available in 315mm and 415mm, and black and silver.
- The microphone rod is removable, so it is easy to maintain and store.
- Magnet HiFi speaker, which is muted when the microphone is on, and it is not easy to produce howl .
- 3.5mm stereo headphone jack for connection of headphones and the headphone volume is adjustable.
- Microphone on/off switch, 5 vote buttons and chairman units has additional chairman priority button.
- Conference check-in function. Each conference unit has a unique ID code.
- High brightness LCD screen, when in working it can display in real time.
- The ID, number of delegates applying for speech, vote results, number of check-in participants and other operation messages.
- User can switch between simplified Chinese and English languages in message displaying.
- With cameras, after properly configured on the conference controller or PC control software, it supports automatic camera tracking function.
- The unit is a passive equipment and is powered by the system controller, with input voltage being 24V.
- When the microphone is on, the speaker in the conference unit will be closed automatically to avoid sound echo.
- Chairman units are free from restrictions of speaking persons and may be activated freely.

- Chairman units has the priority to maintain order at the conference site.
- Chairman units are free from position limitations.
- Connection in "hand-in-hand" "T" and "+" modes.

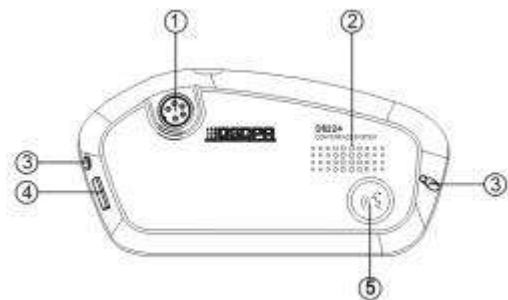
## Specifications

Model	D6222
Structure and Type	Desktop
Speaker Power	1.5W
Static power consumption	<1W
Max. power consumption	2W
SNR	>80dB
Crosstalk Attenuation	>80dB
Harmonic distortion	<0.5%
Headphone Output	9dBu, 8-32Ω, 3.5mm
Working Power Supply	DC 24V power supply
Port on the unit	8pin DIN socket
Type of microphone	Electret, heart-shaped, condenser type
Sensitivity	-45dBV/pa
Input impedance	2kΩ
Equivalent Noise	20dB (SPL)
Max SPL	125dB (THD<3%)

## Front / Rear Panel



Top view of chairman unit



Top view of delegate unit



Side view of chairman unit and delegate unit

### 1. Microphone jack

- Removable 5-core spiral microphone jack.

### 2. Built-in speaker

- It is used to output the sound from speeches of other units and the secondary input audio. The volume may be adjusted by the unit or by the host and remote control software.
- The speaker will be turned off when the microphone is powered on or a headphone is plugged.

### 3. Headphone jack

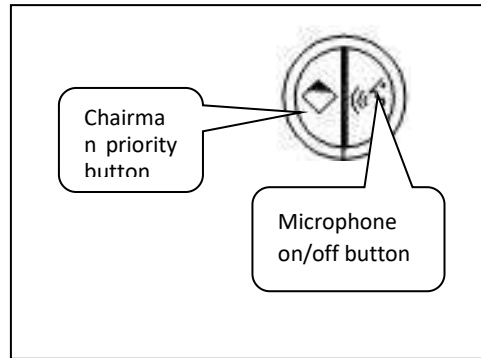
- Headphone is connected to the unit via a 3.5mm connector.

### 4. Volume adjusting knob

- It is used to adjust the output volume of headphone and speaker.

### 5. Microphone power on/off button and its indicating light

- Delegate unit microphone on/off button/speech application button and button indicating light. The indicating light is one when this button is pressed to power on the microphone; the indicating light blinks when this button is pressed to send a speech application, when the conference units are renumbered and when the camera tracks the spokesman.
- Chairman unit microphone on/off button and chairman priority button and indicating light.



- The indicating light blinks when the button is pressed to power on the microphone, when the conference units are renumbered and when the camera tracks the spokesman.
- When the Chairman priority button is pressed, the conference unit delivering a speech will be mute or closed.