

# 120W

## Mini Mixer Amplifier with USB, FM & Bluetooth



### Description

This device is a 120W mini mixer amplifier with USB, FM and Bluetooth, which supports 100V/70V constant voltage output and 4-16 $\Omega$  constant resistance output. It holds a variety of audio sources, including 2 microphone inputs, 2 auxiliary inputs, 1 FM input, 1 Bluetooth input, and 1 USB input.

### Features

- With 2 MIC IN, 2 AUX IN, FM input, Bluetooth input, and USB input.
- With 1 short circuit mute control.
- With microphone mute function for easy insertion of priority broadcasting.
- With 100V/70V constant voltage output and 4-16 $\Omega$  constant resistance output.

### Specifications

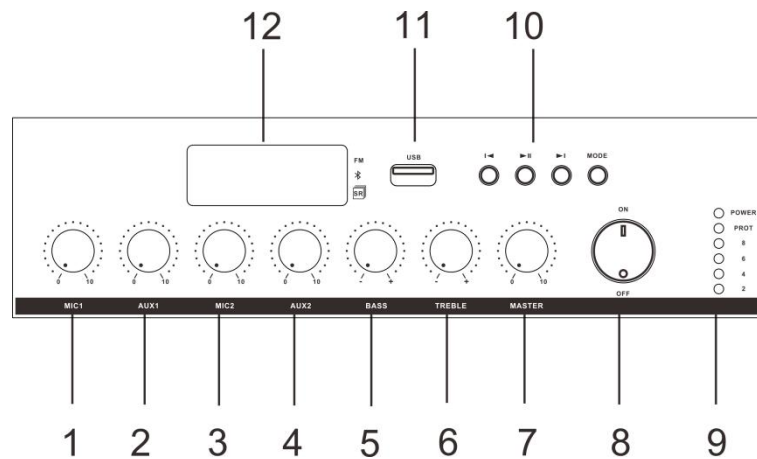
Model	120W Mixer Amplifier
Rated Power	120W
Output Interface	Barrier Terminal Block
AUX IN Sensitivity	350MV
MIC IN Sensitivity	9MV
S/N Ratio	$\geq 75$ dB
Tone Control	Treble: $\pm 9$ dB Bass: $\pm 9$ dB
Frequency Response	80Hz-15kHz ( $\pm 3$ dB)
Distortion	$< 0.1\%$ @1KHz
Operating Power	AC220-240V/50-60Hz

The specifications will be subject to change without prior notice.

Protection	Load short circuit, power on/off
Power Consumption	140W
Machine Dimensions	(L×W×H)250×230×72
Package Dimensions	(L×W×H)305×345×130
Gross Weight	3.63Kg
Net Weight	3.18Kg

## Front / Rear Panel

### Front Panel



1. MIC1 Volume Control
2. AUX1 Volume Control
3. MIC2 Volume Control
4. AUX2 Volume Control
5. Bass Gain Control
6. Treble Gain Control
7. Master Volume Control

8. Power Switch
9. Level Indicator

10. Button Functions

MODE: Switch to USB input or Bluetooth input.

◀: Play the previous song; press and hold the button to turn down the volume.

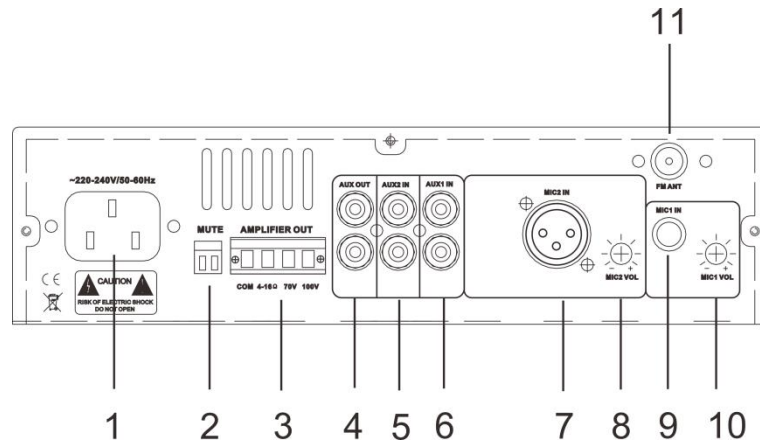
▶||: Play/Pause.

▶|: Play the next song; press and hold the button to turn up the volume.

11. USB Input

12. MP3 Display Screen

## Rear Panel



1. AC Power Input, with the input voltage of AC220V-240V/50-60Hz
2. Mute Connector, which can be input with a short circuit signal to mute the machine.
3. Speaker Connector: 4-16Ω, 70V, 100V
4. AUX OUT
5. AUX2 IN
6. AUX1 IN

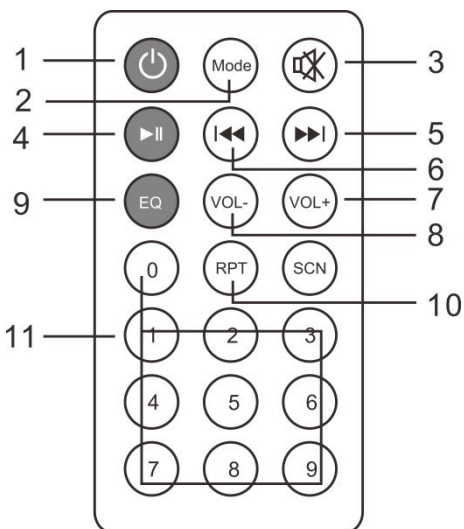
The input port has mute priority function, with the priority over MIC2, AUX2, MP3 & Bluetooth, synchronized with MIC1.

7. MIC2 IN
8. MIC2 Volume Control Potentiometer
9. MIC1 IN

The input port has mute priority function, with the priority over MIC2, AUX2, MP3 & Bluetooth, synchronized with AUX1.

10. MIC1 Volume Control Potentiometer
  11. FM Antenna Connector
- Connect an external antenna.

## Remote Controller



1. Power Switch (MP3/BT)
2. Mode Button: Switch between MP3 and BT.
3. Mute Button: Press the button to mute MP3 or BT.
4. Play/Pause Button
5. Previous Song
6. Next Song
7. VOL. +
8. VOL. -
9. EQ: Used to call the stored sound modes.
10. RPT: Switch to single cycle.
11. 0-9 Numeric Buttons: Play the tracks by pressing these serial numbers.