D5816

4-Channel UHF Wireless Receiver



Description

The 4-Channel UHF Wireless Receiver is designed for professional sound reinforcement, featuring a 4-channel PLL (Phase-Locked Loop) design for stable, interference-resistant transmission. With a 200-channel UHF system and infrared frequency pairing, it supports fast frequency synchronization and multi-device operation. A clear display shows frequency, group, signal strength, and volume level, while independent volume control for each channel ensures flexible adjustment. With a signal-to-noise ratio over 73dB and low distortion, it delivers clear and natural sound reproduction, making it suitable for conferences, performances, and similar applications.

Features

- 4-channel PLL (Phase-Locked Loop) design.
- UHF 200-channel PLL digital locking with automatic communication.
- Using infrared frequency pairing.
- Equipped with a display screen showing frequency, group, signal strength, and volume level.
- Independent volume adjustment for each channel.

Specifications

Model	D5816
Frequency Range	632-695.25MHz
Number of Channels	200
Frequency Step	250KHz
Dynamic Range	88dB
Maximum Frequency Deviation	±45KHz

conference@dsppa.com / www.dsppacs.com

The specifications will be subject to change without prior notice.
Copyright © Guangzhou DSPPA Audio Co., Ltd. All rights reserved.

Audio Frequency	120Hz-16KHz (±3dB)
Signal-to-Noise Ratio (SNR)	＞73dB
Total Harmonic Distortion (THD)	≤1%
Operating Temperature	-10℃— +40℃
Antenna Interface	BNC / 50 Ω
Sensitivity	≤-95dBm
Display Type	Display Screen
Power Supply	DC 12 V, 600 mA
Product Dimension (W×D×H)	483×196×44mm
Package Size	530×335×100mm
Net Weight	2.3kg
Gross Weight	3.9kg

Front / Rear Panel

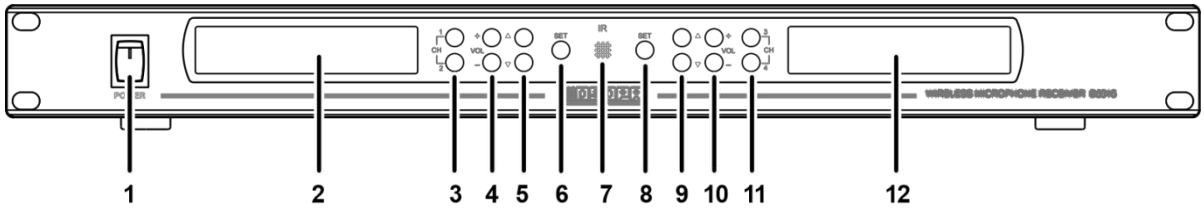

① Power Switch
② Channel 1 & 2 Display Screen:
③ Channel Selection & Mode Switch Buttons
Long press the CH1 button to enter mode switching.
Short press the CH2 button to select Mode 1 or Mode 2, then long press the CH1 button again to save and exit.
④ Channel 1 & 2 Volume + / Volume - Button
⑤ Channel 1 & 2 Group and Frequency ID Increase / Decrease Buttons
⑥ Channel 1 & 2 Frequency Pairing Button
⑦ Infrared (IR) Synchronization Window
⑧ Channel 3 & 4 Frequency Pairing Button
⑨ Channel 3 & 4 Group and Frequency ID Increase / Decrease Buttons
⑩ Channel 3 & 4 Volume + / Volume - Button
⑪ Channel 3 & 4 Selection Buttons.
⑫ Channel 3 & 4 Display Screen.

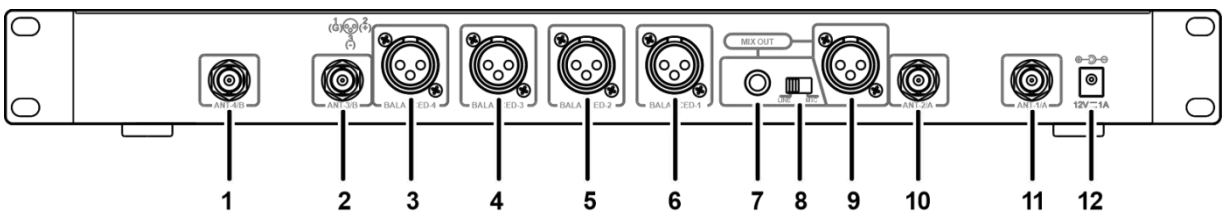

① Antenna Input ② Antenna Input

The specifications will be subject to change without prior notice.
Copyright © Guangzhou DSPPA Audio Co., Ltd. All rights reserved.

③ Channel 4 Balanced Output (XLR)
④ Channel 3 Balanced Output (XLR)
⑤ Channel 2 Balanced Output (XLR)
⑥ Channel 1 Balanced Output (XLR)
⑦ 4-Channel Mixed Output (6.35 mm)
⑧ Mixed Output Level Switch (LINE: 150 mV, MIC: 7 mV)
⑨ 4-Channel Mixed Balanced Output (XLR)
⑩ Antenna Input
⑪ Antenna Input
⑫ Power Input

Display Description

The display functions of all 4 channels are identical. Channel 1 and Channel 2 are used as examples below.

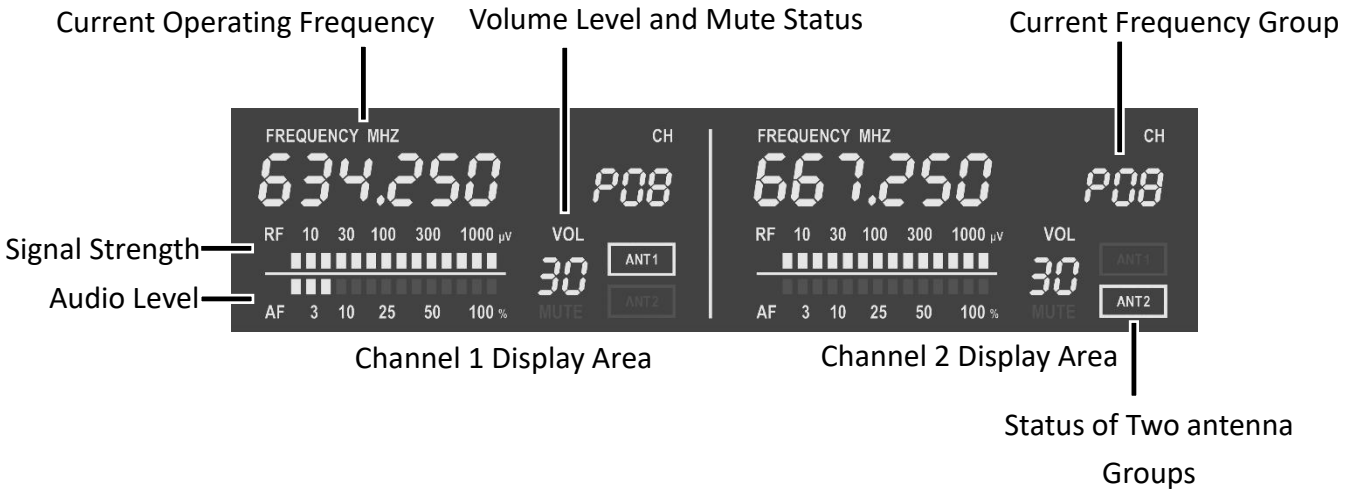

The specifications will be subject to change without prior notice.
Copyright © Guangzhou DSPPA Audio Co., Ltd. All rights reserved.